



Survey Results concerning the 5th GI-CORE Summer School for Medical Physics 2018 and the 1st Hokkaido Summer Institute -Medical Physics School- 2018

10 August 2018

Global Station for Quantum Medical Science and Engineering

The 5th GI-CoRE Summer School for Medical Physics was jointly conducted with Medical Physics School which is one of the courses offered by Hokkaido Summer Institute (HSI) between 6th-10th August 2018. It was our first attempt to join HSI and run the course together with the GI-CoRE Summer School.

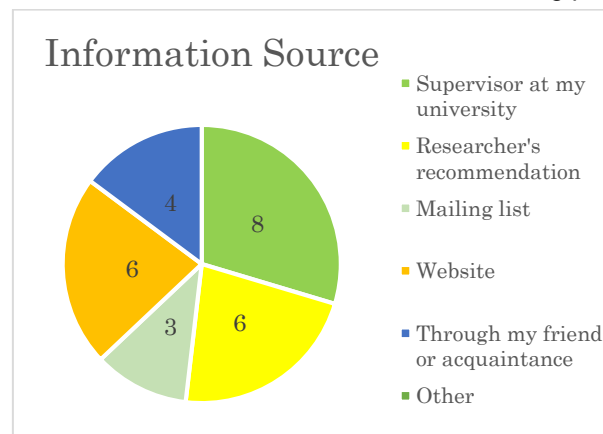
This year, we welcomed 13 participants in the GI-CoRE Summer School and 8 participants in Medical Physics School of HSI from 12 different countries, namely, USA, Poland, Italy, China, Malaysia, India, Pakistan, Singapore, Philippines, Indonesia, Ghana and Japan. All the participants have successfully completed the course and were awarded a certificate of completion on the last day of the course.

The survey was conducted after the last lecture. Although we received positive feedback in general, there were some areas for potential improvement identified in the responses.

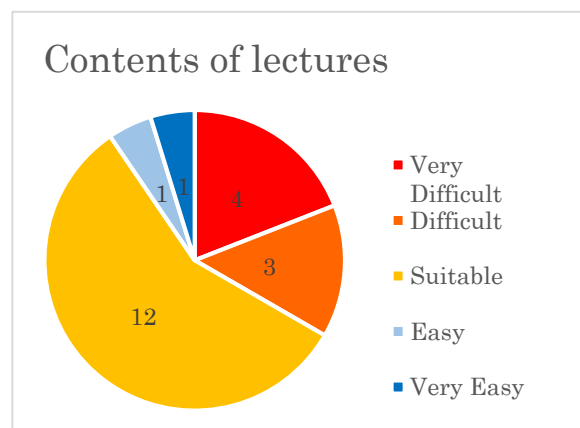
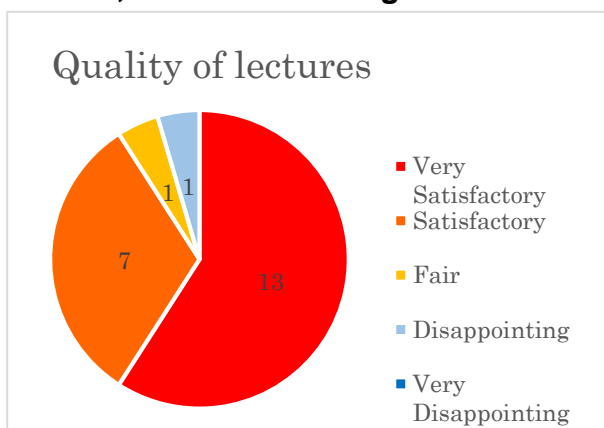
Please find further details from the graphs and comments below.

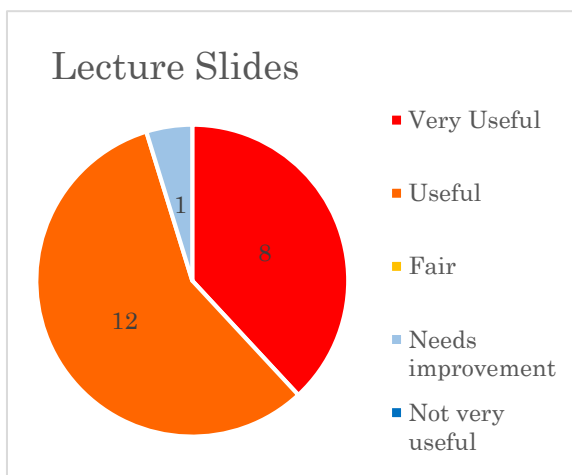
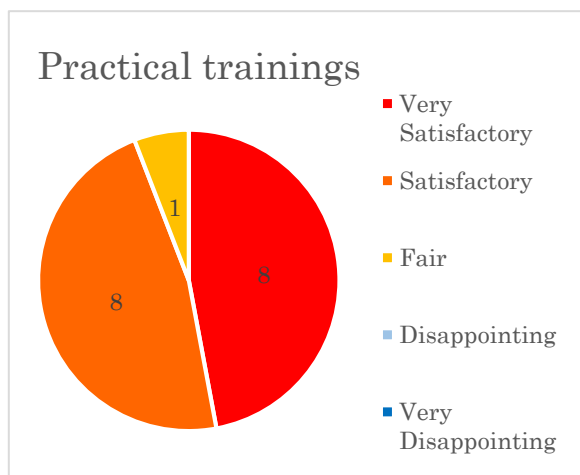
1. Source of Information (Multiple answers allowed)

How did you learn about that GI-CoRE Summer School was recruiting participants?

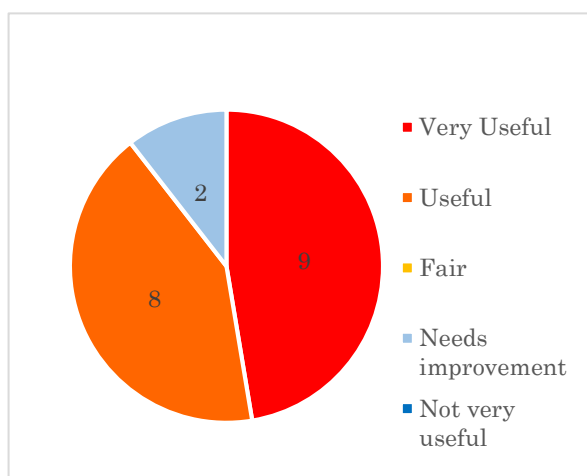


2. Lecture, Practical Training and Booklet

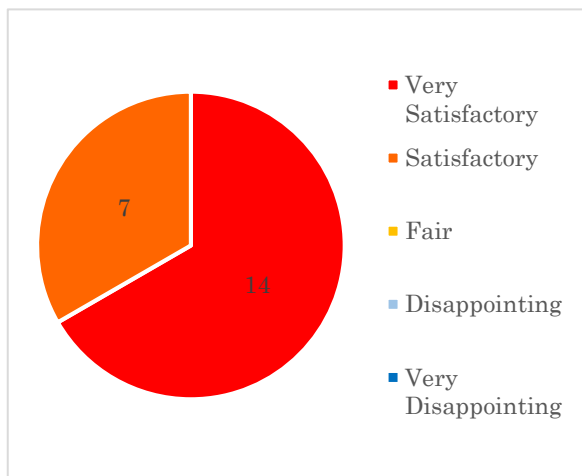




3. Evening Session



4. Summary Assessment



5. Free Comments from the Participants

- There may be an actual treatment session in which we can involve.
- It is too hard to concentrate on lectures because they are too long.
- It would be very nice to have longer training sessions.
- Very good.
- Most of the participants use linacs or often modalities, therefore more emphasis should be given to the advanced treatment techniques in linac radiotherapy. (QA, Planning)
- Seminar/class rooms need to be changed because participants who sit behind cannot see the presentations properly.
- During break tea/coffee could be provided, which will be highly appreciated by the participants. At least, water should be provided.
- The course is well organized, participants are well taken care of. Thanks GI-CoRE for the opportunity of attending this school.
- I have mostly positive experience. I will reflect on the whole week and hope to email in near future. I definitely learned a lot of new things and have a better insight for future. It was a wonderful environment.
- I think it is better if the summer School will be longer. I suggest that we can have a simulation seminar for particle beam therapy using Monte Carlo software. I also suggest that we can get some Filipino Physicist for fellowship.

- Some lectures about biology was a bit difficult but this kind of opportunities are useful for getting a knowledge about the topics which is different from my own research topics. In summary, it was really motivating.
- Lecture durations should not be more than 45mins.
- Lessons about Treatment Planning and Proton Therapy in general have to be deeply developed.
- Good work, keep it up!
- Good organization
- I think this experience is necessary for me, so I tried to understand. However, it was very very difficult to me.
- Longer practical session would be better for participants to understand and apply what we have learned during the lectures.
- The order of talks should be improved.
- I like the hands-on sessions. The treatment planning session could be longer. It would be good if we can create a Beam Configuration from nothing. And go through how to configure our proton Nozzle.

6. Most Impressive Lecture

- Practical sessions
- The first day lectures were very informative and helpful in understanding the fundamentals of medical physics. In fact, all lectures were useful!
- The accelerator & Hitachi Proton Therapy system lectures. The symposium lectures.
- Symposium lectures were very impressive especially on RTRT, 4DRT and radiation oncology, radioprotection & radio sensitization.
- Treatment Planning System for Radiation Therapy (Prof. Lei Xing)
- Kikuo Umegaki -Proton Treatment System in Hokkaido University
- Proton Treatment System in Hokkaido University
- Prof. Burcin Unlu's lecture. I learned a lot from the lecture. Thank you very much!!
- The lecture of Burcin and Prof. Umegaki were the most impressive and interesting lectures for me. I also enjoyed the practical training (Planning & QA) for the hospital proton therapy.
- Overview by Dr. Shirato was very insightful.
- RTRT was mentioned several times, which was impressive.
- Dr. Amato Giaccia lecture was also very impressive to me personally.
- Most lectures given were impressive. In particular, those related to the system (RTRT) developed at Hokkaido uni. It is also nice to see how the project was funded and executed in Dr. Kikuo Umegaki presentation.
- SBRT/IGRT, - RTRT, UDRT
- QA and Treatment Planning for Proton Therapy
- Clinical application of immune check point therapy in HNC by Quynh-Thu Le because it relates to my major.
- Lecture of Mr. Hiroshi Ishii was the most impressive one for me. It was very eye opening. Thank you for giving us the chance to meet him.
- Art and Science

- Naruhiro Matsufuji
- Kikuo Umegaki